

How much of a problem are these substances for youth?

Cigarettes/Tobacco

- 10% Not a problem
- 42% Somewhat of a problem
- 48% Severe problem

Beer

- 4% Not a problem
- 49% Somewhat of a problem
- 46% Severe problem

Marijuana [pakalolo]

- 5% Not a problem
- 42% Somewhat of a problem
- 53% Severe problem

Ice (Crystal Methamphetamine)

- 9% Not a problem
- 30% Somewhat of a problem
- 61% Severe problem

Cocaine/crack

- 9% Not a problem
- 44% Somewhat of a problem
- 47% Severe problem

Ecstasy

- 20% Not a problem
- 45% Somewhat of a problem
- 35% Severe problem

Community Resources for Youth Violence Prevention

- Most participants (62%) felt that there are adequate and available recreational facilities especially for teens, such as after-school hangouts, basketball courts, a place for dances, etc.
- 4 out of 5 participants (80%) felt that there are adequate and available youth clubs and organizations, such as softball, Boy and Girl Scouts.
- Most participants (61%) felt that schools teach kids how to solve problems without violence.
- Most participants (55%) agreed that local neighbors organize crime watch councils.
- About half of the participants (48%) agreed that resources for parenting skills regarding youth violence are available.
- 2 out of 3 participants (68%) agreed that children receive adequate supervision at home.

Summary

As community safety and the prevention of youth violence, crime, and delinquency continue to be recognized as a public-health concern across the U.S., monitoring these aspects of a community is important in understanding the issues that the community may face.

Surveys are just one means by which we can better gauge the community's attitudes, beliefs, and perceptions from those who know the community the best. These surveys can also help to measure changes over time.

In general, the results of this study suggested that most individuals who participated in the survey felt safe in their community—this despite the relatively high rates of problems regarding youths' behavior. In addition, participants felt that they have support from their neighbors. Most participants tended to agree on what is going on in their community, what keeps youths out of trouble, and what contributes to youth violence. Most participants tended to agree that substance use/abuse and influences from families and peers are important determinants of youth development.

Over the next few years, we will continue to survey different households regarding community safety and youth violence prevention.

The survey will continue to explore assets and challenges faced by the community and the needs of community members.

Mahalo for your participation and help.

Sincerely,

Earl S. Hishinuma, Ph.D.
Principal Investigator

Janice Chang, M.A.
Program Manager



KAILUA-WAIMĀNALO SAFE
COMMUNITY SURVEY

University of Hawai'i at Mānoa
Department of Psychiatry
1441 Kapi'olani Blvd., Suite 1802
Honolulu, Hawai'i 96814
Phone: 808-945-1517
Fax: 808-945-1522
E-mail: apiyvpc@dop.hawaii.edu
Website: <http://apiyvpc.org>

Kailua-Waimānalo Safe Community Survey



Summary of Results
2007



Asian/Pacific Islander Youth
Violence Prevention Center

Kailua-Waimānalo Safe Community Survey 2007



The purpose of this study was to obtain your perceptions, attitudes, and beliefs about community safety and youth violence and delinquency in your community.

*Results are presented in aggregate.

Response Rates

Based on a random sample, 100 households in Kailua and in Waimānalo were approached to participate in our survey. Forty-four households from Kailua, and 57 households from Waimānalo participated in the survey. In total, 101 (51%) of 200 surveys were received from both communities.

Demographics

Participants in this study...

- Were 33 (33%) males and 68 (67%) females
- Had an average age of 50.2 years, ranging from 18 to 92 years.
- Had an average household size of 3.7 people, ranging from 1 to 10 people in the household.

The ethnic breakdown of participants were as follows:

- 46% Hawaiian (including part-Hawaiian)
- 30% Caucasian
- 14% Asian (Chinese, Japanese, Korean, or Filipino)
- 11% Mixed/Other ethnicities

Results: Perceptions about Community Safety

- Large majority of participants (95%) reported that they feel safe in the community they live in.
- Large majority of participants (97%) reported that they feel safe walking down the street in their community during the day.
- About 3 out of 4 participants (78%) reported that they feel safe walking down the street in their community at night.
- Slightly more than half of the participants (51%) thought that youth violence/delinquency is a problem in their area.

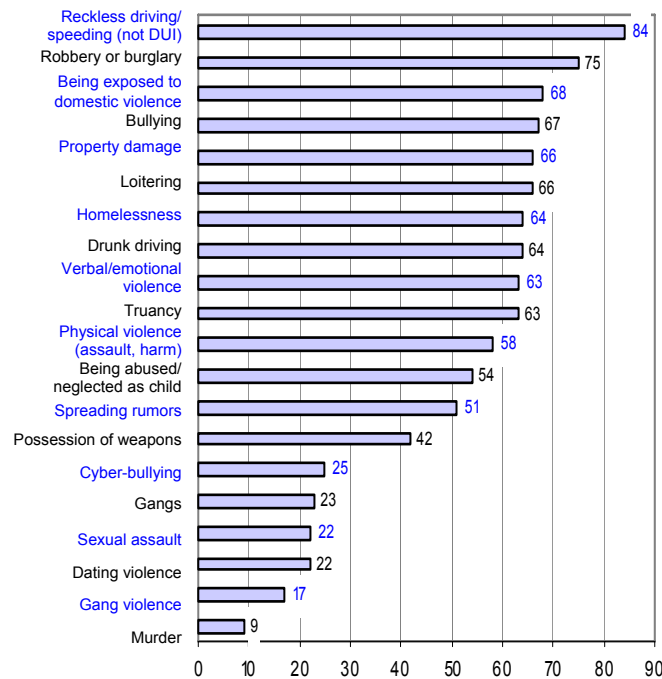
Community Cohesion

- Large majority of participants (90%) agreed that residents care about making their community a nice place to live.
- Large majority of participants (84%) agreed that they have support and help from neighbors.
- About 2 out of 3 participants (68%) agreed that their neighbors work together to benefit the community.
- About 3 out of 4 participants (72%) agreed that neighbors in their community get to know each other.

Perceptions of Violence Related Behaviors

- Majority of the participants (61%) agreed that youth avoid violent crimes.
- Majority of the participants (62%) agreed that youth avoid gang related activity.
- Majority of the participants (59%) agreed that youth do not carry weapons.
- About half of the participants (49%) agreed that kids don't hurt others.

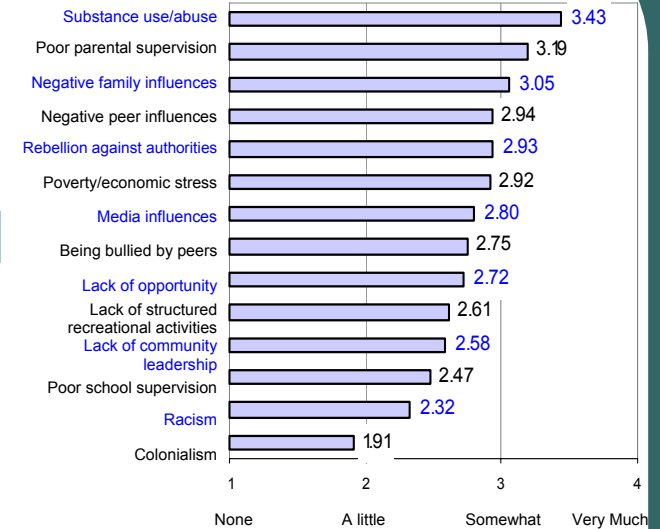
Perceptions of Problems in the Community Regarding YOUTH



This graph illustrates the percentage of participants who "agreed" or "strongly agreed" that these behaviors are a problem with youth in their community.

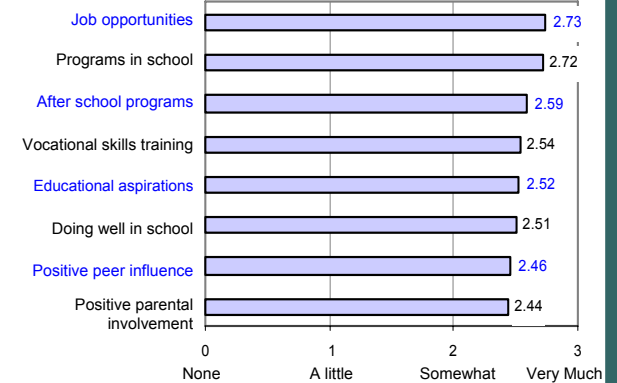
Contributors to Youth Violence

How much does the following contribute to youth violence?



Youth Protective Factors

How much does the following help youth in your community stay out of trouble?



- 54% of participants felt that there were adequate **job opportunities** for youth in their community.
- 63% of participants felt that there were adequate **programs in school** for youth in their community.
- 69% of participants felt that there were adequate **after school programs** for youth in their community.
- 42% of participants felt that there were adequate **vocational skills training** for youth in their community.